


# HMS 2017 Handgear Fisheries Year in Review (plus a look forward to 2018)



**NOAA**  
**FISHERIES**

HMS Management  
Division



Brad McHale  
December 2017

# 2017 Inseason Actions – Quota Transfers and A7-related Quota Adjustments

- 16.3 mt within General category from December 2017 to January-March 2017 (December 2016, A7 authority)
- 138.2 mt from Purse Seine category to Reserve category using A7 formula, and in same notice transferred 45 mt from Reserve category to Longline category (February)
- 40 mt from Reserve category to General category (March)
- 30 mt from Reserve category to Harpoon category (August)
- 108.38 mt of 2016 underharvest to the Reserve category (September)
- 156.4 mt from the Reserve category to the General category (September)
- 25.6 mt from the Harpoon category to the General category (November)

# 2017 Inseason Actions – Angling Category Retention Limits (Recreational)

Default daily limit (private and charter vessels) effective January 1 each year until changed: 1 school, large school, or small medium BFT/vessel/day

Limits for April 30-December 31, 2017:

Permit Category (Vessel Type)	Retention Limit per Vessel per Day/Trip
HMS Angling (Private)	2 school BFT (27 to <47”) and 1 large school/small medium BFT (47 to <73”)
HMS Charter/Headboat (Charter) (when fishing recreationally for BFT)	3 school BFT (27 to <47”) and 1 large school/small medium BFT (47 to <73”)

Trophy category: 1 large medium/giant (73”+) BFT/vessel/year

- Southern area closed March 20
- Gulf of Mexico closed June 7
- Northern area closed August 11

# Recreational BFT Landings (Estimated # of fish) – 2013-2017

	Number of school BFT (27 to <47")	Number of large school BFT (47 to <59")	Number of small medium BFT (59 to <73")	Total Angling category landings	
2013 total	1344	1003	644	131 mt	Annual Quota: 182 mt
2014 total	1709	981	575	112 mt	
2015 total	1504	639	624	113 mt	Annual Quota: 195 mt
2016 total	1938	1634	390	143 mt	
<b>*2017 total</b>	<b>3,268</b>	<b>999</b>	<b>641</b>	<b>???</b>	

Source: LPS; NC Catch Card Program (\*Just LPS)

# 2017 Inseason Actions – Commercial Retention Limits

## General Category

January 1 – March 4:	3 large medium or giant BFT/vessel/day
March 5 – March 29:	1 large medium or giant BFT/vessel/day
March 30 – March 31:	CLOSED
June 1 – August 4:	4 large medium or giant BFT/vessel/day
August 5 – August 16:	2 large medium or giant BFT/vessel/day
August 17 – August 31:	CLOSED
Sept 1 – Sept 17:	1 large medium or giant BFT/vessel/day
Sept 18 – Sept 30	CLOSED
October 1 – October 5:	1 large medium or giant BFT/vessel/day
October 6 – November 30:	CLOSED
December 1 – December 6:	1 large medium or giant BFT/vessel/day
December 7 – December 31:	CLOSED

## Harpoon Category

Jun 1 – Nov 15:	2 large medium & unlimited giant BFT/vessel/day
Nov 16 – Dec 31:	Closed (every year)

# 2017 Harpoon Category Landings Information

	Daily Retention Limit	Landings (mt)	Notes
Large Medium	2	8	
Giant	unlimited	32.1	
<b>Annual Total</b>		<b>43.0</b>	<b>111% of the 38.6-mt baseline Harpoon category quota; 58% of the 62.6-mt adjusted quota</b>

***Percent of Trips Landing at least one BFT:***

0 Lg. Med: 34%                      1 Lg. Med: 42%                      2 Lg. Med: 23%

***Percent of Trips Landing at least one BFT:***

0 Giant: 14%   1 Giant: 38%   2 Giants: 16%   3 Giants: 6%   4+ Giants: 26%

# 2017 General Category Landings – January Subquota Period

	Daily Retention Limit	Landings (mt)	Notes
January 1 - March 4	3	68.6	“January” period subquota of 24.7 adjusted to 41 mt prior to Jan. 1 (16.3-mt transfer from December 2017)
March 5 - March 29	1	39.1	Adjusted to 81 mt (40-mt transfer from 118-mt adjusted Reserve)
March 30 – March 31	CLOSED		
<b>Subtotal</b>		<b>107.7</b>	<b>429% of the baseline “January” period subquota; 133% of the adjusted subquota</b>

***Percent of Trips Landing at least one BFT (Jan 1 through March 4):***

1 BFT: 63%    2 BFT: 21%    3 BFT: 15%



# 2017 General Category Landings – by subquota period

CURRENT COMMERCIAL BLUEFIN TUNA LANDINGS										
General	Time Period	Quota/Subquota			Landings					
		Base (MT)	Adjusted (MT)	Cumulative (Adjusted, MT)	Time Period (MT)	% Base Quota	% Adjusted Quota	Cumulative (MT)	Cumulative % of Cumulative Adjusted Quota	Cumulative % of Adjusted Annual Quota
	Jan-Mar	24.7	81	81	107.7	436	133	107.7	133	16
	June-Aug	233.3	233.3	314.3	330.7	142	142	438.4	139	66
	Sept	123.7	123.7	438	164	133	133	602.4	138	91
	Oct-Nov	60.7	60.7	655.1	73.6	121	121	676.0	103	102
	Dec	24.3	12.7	688.7	17.6*	62	119	691.1	100	100

*\*Preliminary December landings as of December 7, 2017*

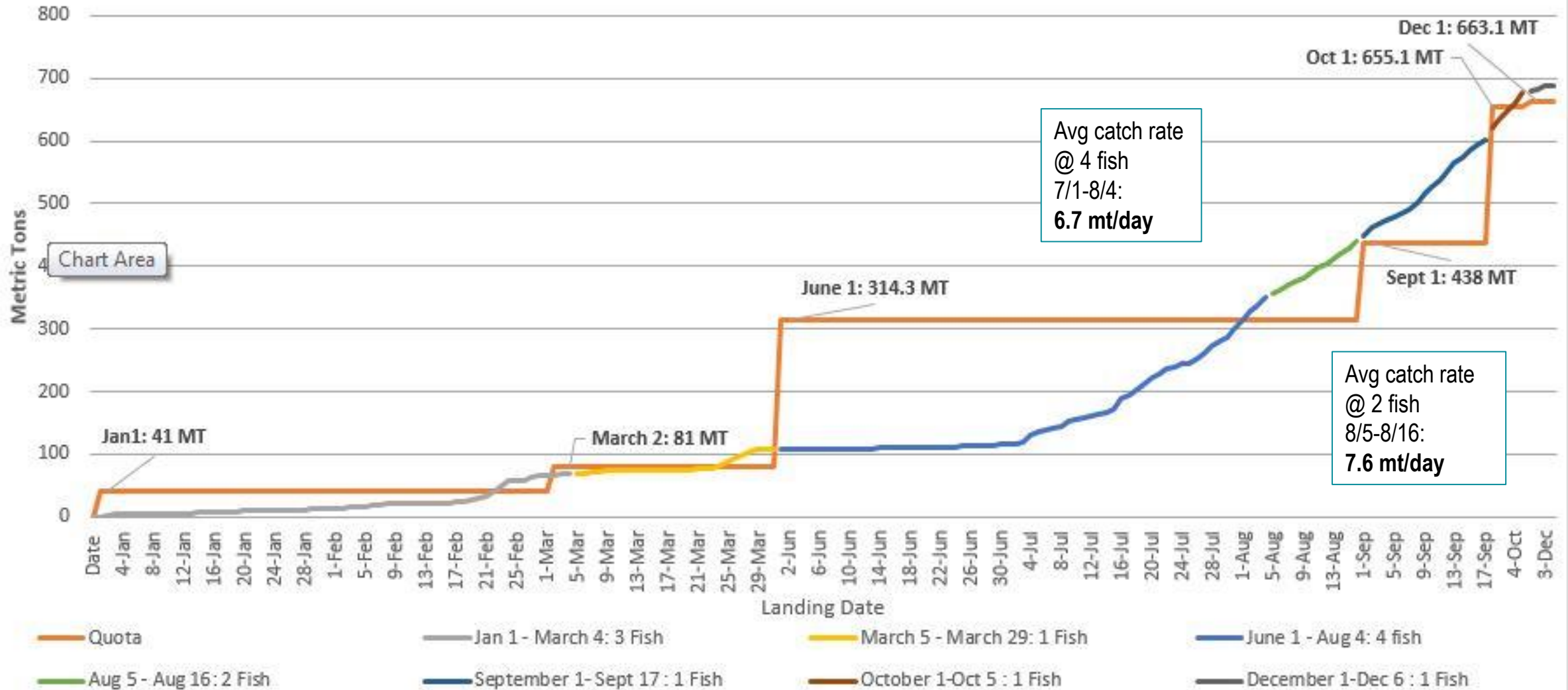
## Percent of Trips Landing at least one BFT:

*June 1 through August 4: 1 BFT: 68%    2 BFT: 19%    3 BFT: 6%    4 BFT: 6%*

*August 5 through August 16: 1 BFT: 74%    2 BFT: 26%*



## General Category Cumulative Landings



# Timing of Dealer Reports – 2017

- Requirement: BFT must be reported within 24 hours of landing
- Large volume dealers (100+ General category fish)
  - Individual averages range from fully compliant to 4+ days
  - Average for all large-volume dealers = 2.75 days
  - Significant jump for weekend landing reports

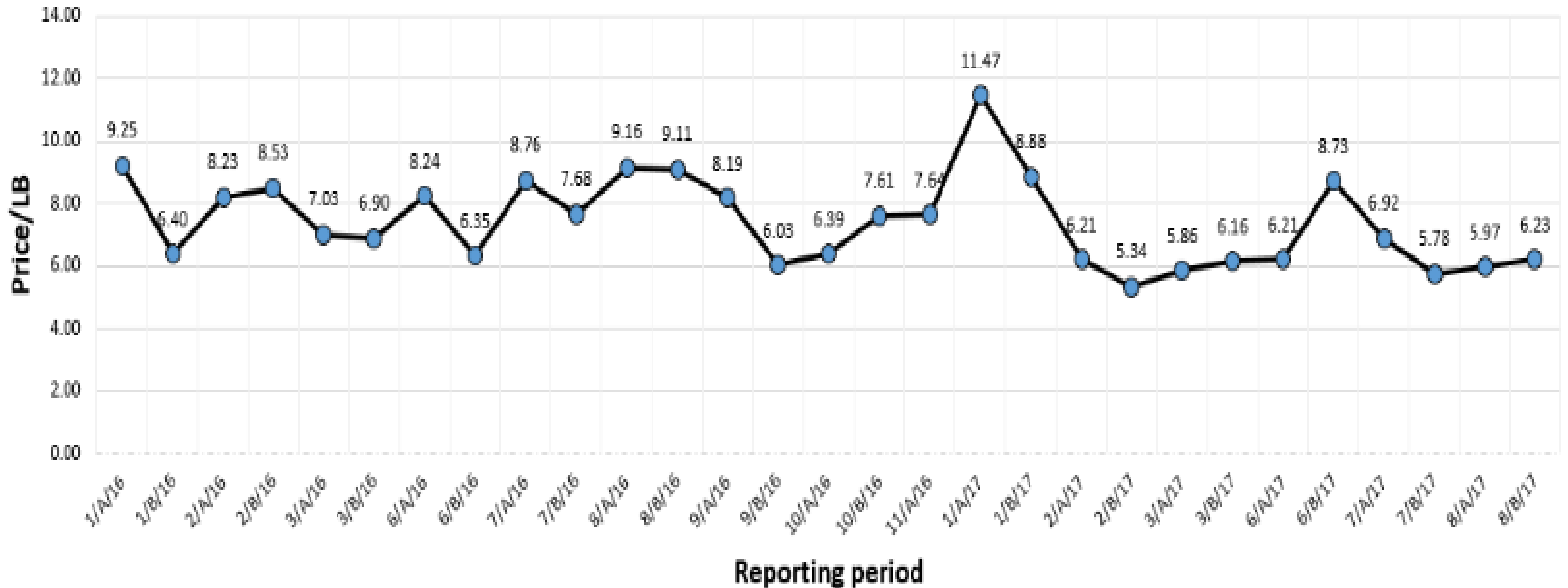
# BFT Reporting Requirement for General, Harpoon, and Charter/Headboat Categories (data are through August)

- Vessels are required to report the catch of all BFT retained or discarded dead, within 24 hours of landing or end of each trip, by accessing [hmspermits.noaa.gov](https://hmspermits.noaa.gov) or by using the HMS Catch Reporting app
- Outreach to the fishery continues, including by NOAA Office of Law Enforcement

Comparison of dealer & online BFT reports for 2017; % compliance 2015-2017 *to date*:

Quota Category	Dealer Reports		Online Reports		% Compliance					
	# Fish	# Fishermen	# Fish	# Fishermen	% Fish Reported			% Fishermen Reporting		
					2017	2016	2015	2017	2016	2015
General	2,679	515	1,192	221	44.5	44.6	14.1	42.9	43.1	13.3
Harpoon	278	8	268	6	96.4	73.5	91.4	75	57.1	100
Total	2,957	523	1,460	227	49.4	45.9	20.4	43.4	43.2	14.2

# General Category Average Price/lb. – 2016 and 2017



# Just Announced: HMS Charter/Headboat Permit Revision

## ACTION

- Starting with 2018 HMS Charter/Headboat permits - Vessels are prohibited from selling any catch of HMS unless they obtain a “commercial sale” endorsement as part of the permit. No additional cost when renewing or obtaining their 2018 HMS Charter/Headboat permit

## BACKGROUND

- USCG updated its policies in 2016 on dockside examinations and vessel safety requirements for commercial fishing vessels
- These new requirements extend to any fishing vessel that can sell fish, including HMS Charter/Headboat vessels
- HMS Charter/Headboat vessels currently have the ability to sell their catch, however, only about 7% of vessels have sold fish in recent years

# Purpose of the Action

- This action would create a separate regulatory provision for commercial sale of HMS by Charter/Headboat vessels
- Revised the regulations such that Charter/Headboat vessels that do NOT intend to sell any catch would NOT be subject to the updated USCG safety requirements for commercial fishing vessels
- Charter/Headboat vessels that DO wish to sell their catch WOULD be subject to the USCG safety requirements for “commercial” fishing vessels



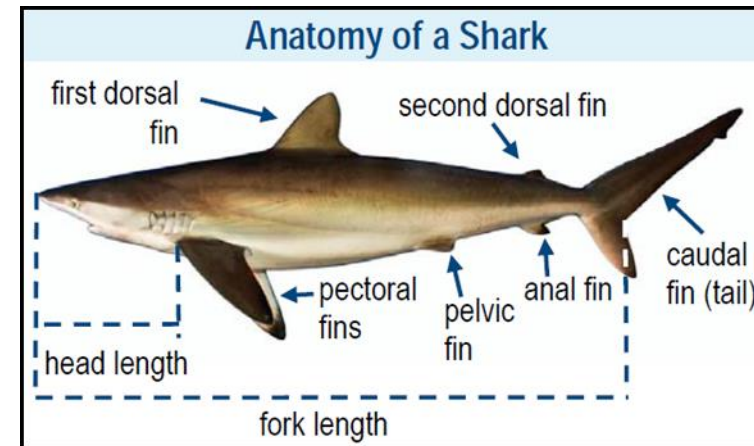
# Amendment 5b to the 2006 Consolidated HMS Fishery Management Plan: Atlantic Shark Management Measures

- End overfishing on dusky sharks.
- Make any necessary modifications to the rebuilding plan for dusky sharks to ensure that fishing mortality levels on dusky sharks are maintained at or below levels that would result in rebuilding in the timeframe recommended by the assessment update.
- Clarify ACLs and implement preventative AMs for the prohibited shark species complex.



# Amendment 5b - Final Recreational Measures

- **Alternative A2:** Require HMS permit holders fishing for sharks recreationally to obtain a **shark endorsement**, which requires completion of an online shark identification and fishing regulation training course, in order to retain sharks - **Effective January 1, 2018**
  - Built into permit application/renewal website
  - [Educational video](#) (~3 minutes)
    - Dusky (Ridgeback) Shark ID
    - Safe handling and release
    - Circle hook requirements
    - Recreational regulations
  - Quiz (~7 multiple choice questions)
    - Educational tool; Everyone passes
    - Currently beta testing
  - Additional recreational outreach materials

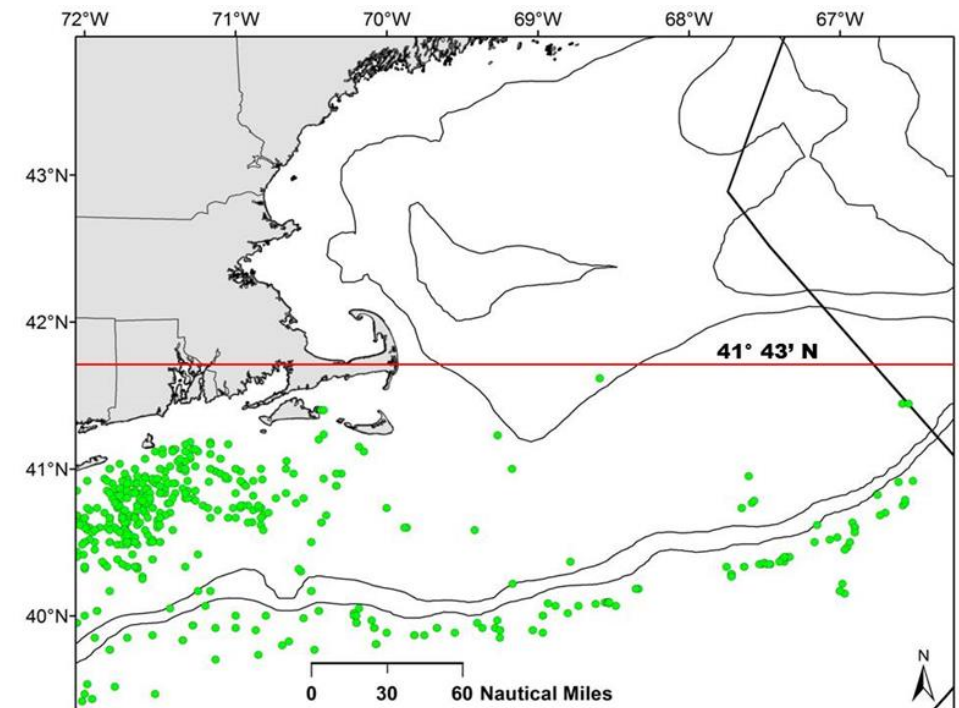


# Amendment 5b - Final Recreational Measures

- **Alternative A6d:** Require the use of non-offset, non-stainless steel circle hooks by all HMS permit holders with a shark endorsement when fishing for sharks recreationally south of 41° 43' N latitude, except when fishing with flies or artificial lures – **Effective January 1, 2018**

➤ Sharks incidentally caught on J-hooks must be released

➤ Line-by-line basis for circle hooks



# Outcomes from November 2017 ICCAT meeting

- Shortfin Mako - Stock is overfished and overfishing is occurring. In response, steps needed to end overfishing in 2018 and begin rebuilding the stock. Likely an emergency action followed by a more comprehensive action.
- Bluefin Tuna - ICCAT adopted a total allowable catch (TAC) of 2,350 mt, which results in a 17% quota increase for U.S. fishermen
- Northern Albacore - ICCAT adopted a TAC of 33,600 mt, which results in a 20% quota increase for U.S. fishermen
- Swordfish – ICCAT lowered the TAC slightly, as advised by scientists, to ensure that this stock remains at a healthy level, but maintained the historical U.S. quota share of the fishery

# Questions? Comments?



“I’m not sure what crystal ball everyone else is using, but mine is a government issued remedial model, not one of those fancy ones from Brookstone.”

- Brad McHale mid-summer 2017